

HOME
REFINEMENTS

JULIEN



PRICE LIST

USD | EFFECTIVE MARCH 31ST, 2023

EXCLUSIVE DISTINCTION

À LA CARTE	4
STAINLESS STEEL	
SmartStation	9
Social Corner	12
Urban Edge	13
J7	16
Classic	19
Stainless Steel Sink Acc.	22

FIRECLAY	
Fira	32
Fireclay Sink Acc.	33
FAUCETS	36
SHIPPING AND RESSOURCES	37

ONE OF A KIND *CREATION*

With the À la Carte options, you can transform any standard kitchen sink into a one-of-a-kind, ultra-functional work station.

This exclusive concept lets you personalize a sink with the options listed in this section. Getting the sink you want is easy. Just select a kitchen sink from our stainless steel sink collections and choose one or more options to customize it with functionalities you wouldn't find in a standard basin. Plus, our customized À la Carte sinks are certified CSA.

NEW ONLINE CONFIGURATOR

THE *3D* CONFIGURATOR

Visit homerefinements.ca/en/a_la_carte/3dconfigurator

With our online configuration tool, bring your dream to life in just a few clicks.

STEP 01
Choose your sink

STEP 02
Select your À la Carte option

STEP 03
View the accessories

DOWNLOAD
your À la Carte sink specsheet

À LA CARTE OPTIONS

INSTALLATION TYPE

By default, all kitchen sinks from our standard collections are designed for undermount installation. With the À la Carte options, you can now select one of the following alternative installation options:

DESCRIPTION	OPTION	PRICE
Undermount with apron flat	UAF	\$ 915
Undermount with apron curved	UAC	\$ 915
Topmount / Flushmount	TF	\$ 860



Scan for
detailed options

HOLE(S) FOR FAUCET AND ACCESSORIES

Topmount or flushmount models are equipped with a 3" wide rear platform for faucet and accessories, and by default, the hole is centered (HP3). If you want a different hole configuration, you can determine the number and layout of the holes needed

DESCRIPTION	OPTION	PRICE
Far left hole	HP1	FREE
Center left hole	HP2	FREE
Center hole	HP3	FREE
Center right hole	HP4	FREE
Far right hole	HP5	FREE

ADA COMPLIANCE

ADA compliant sinks are designed to make their use easier, more practical and comfortable for people with disabilities or limited mobility. By choosing this option, your bowl(s) depth becomes 5½" and it leaves enough space underneath to allow for knee clearance.

DESCRIPTION	OPTION	PRICE
Bowl(s) depth 5½"	ADA	FREE

Price List effective March 31st, 2023 | Prices are subjected to change

DIVIDER

For double bowl sinks, a standard divider is full height and 1" wide. If you would prefer something different, we offer three alternative types of dividers, each with its own specific functions.

DESCRIPTION	OPTION	PRICE
1" wide, 1" from the top of the bowl	DV1	\$ 830
1" wide, 3" from the top of the bowl	DV2	\$ 955
4" wide, 3" from the top of the bowl	DV3	\$ 1 080

BUILT-IN DRAINBOARD

Designed primarily to dry dishes without cluttering up the counter, the built-in drainboard can also be used as a work surface for cooking and cleaning. The drainboard is embossed for greater stability, and its dimension is adapted to the front-to-back dimension of the bowl.

DESCRIPTION	WIDTH	OPTION	PRICE
Left built-in drainboard	12"	DB112	\$ 1 050
	18"	DB118	\$ 1 175
	24"	DB124	\$ 1 300
Right built-in drainboard	12"	DB212	\$ 1 050
	18"	DB218	\$ 1 175
	24"	DB224	\$ 1 300

BUILT-IN DRAWER

A drawer built into the side of the bowl is the perfect place for storing small everyday cleaning items like brushes and scouring pads. The inside dimension, front to back, is 12". It is always installed 1¾" from the top of the bowl.

DESCRIPTION	OPTION	PRICE
Left built-in drawer	DW1	\$ 665
Right built-in drawer	DW2	\$ 665

POSITION OF THE DRAIN(S)

This option lets you choose the drain position in the bowl. By default, the drain is in the rear center of the bowl (DP2). This is the position recommended by Home Refinements to maximize under-cabinet storage space and the flat surface area available at the bottom of the bowl. However, moving the drain to the following locations, while altering the style, will not sacrifice these benefits.

FOR SINGLE BOWL

DESCRIPTION	OPTION	PRICE
Rear left corner of the bowl	DP1	\$ 75
Rear right corner of the bowl	DP3	\$ 75
Center left of the bowl	DP4	\$ 75
Center of the bowl	DP5	\$ 75
Center right of the bowl	DP6	\$ 75

FOR DOUBLE BOWL

DESCRIPTION	OPTION	PRICE
Center of the bowl	DP55	\$ 75

UNDERMOUNT REVEAL INSTALLATION

Choosing this option will extend the flanges of 3/4" at the front and back of the sink. This allows the top accessories to sit directly on the sink instead of on the countertop.

DESCRIPTION	OPTION	PRICE
Extended flange for undermount reveal installation	REV	\$ 240

CUSTOM GRIDS

How to order a custom grid for a custom drain position

A custom grid number is always composed of two types of information:

1. Choose the grid model that fits with the sink on which the drain position has been changed.
2. Add the the code of the drain position after the grid model. Separate with a dash.

Use this code to place your order

Model number

200909	-	DP1
--------	---	-----

DRAIN POSITION CODE FOR SINGLE BOWL

DESCRIPTION	OPTION	PRICE
Rear left corner of the bowl	DP1	\$ 240
Rear right corner of the bowl	DP3	\$ 240
Center left of the bowl	DP4	\$ 240
Center of the bowl	DP5	\$ 240
Center right of the bowl	DP6	\$ 240

DRAIN POSITION CODE FOR DOUBLE BOWL

DESCRIPTION	OPTION	PRICE
Center of the bowl	DP55	\$ 240

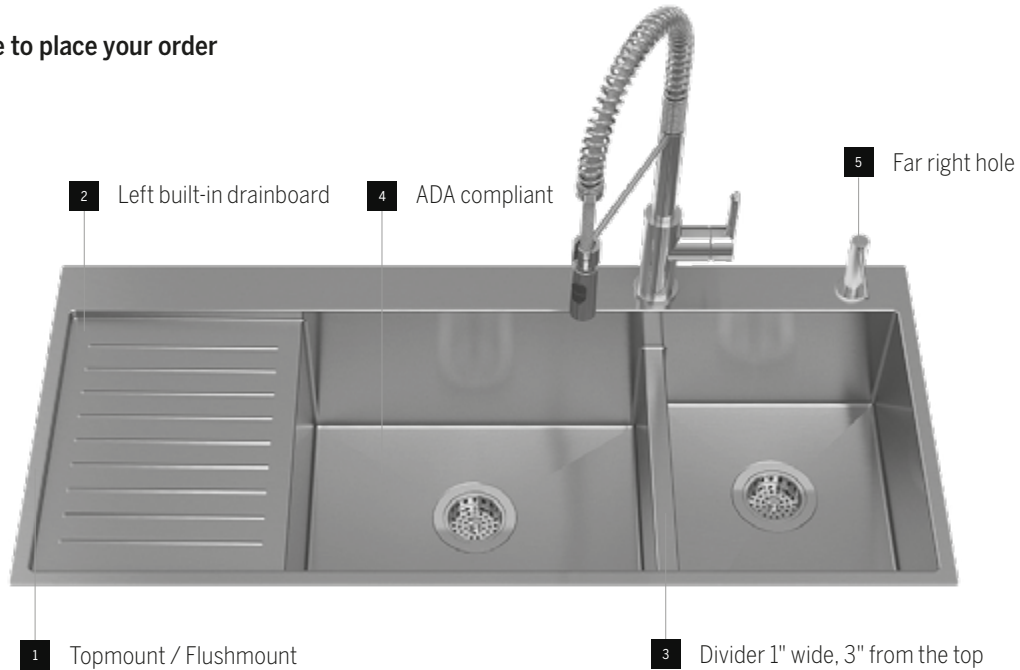
À LA CARTE

How to create your product number

An À la Carte product number is always composed of two types of information:

1. The model number of the chosen sink forms the basis for the number.
2. The code(s) referring to the various options added to the basic sink are set off by dashes.

Use this code to place your order




Model number

003238 - 1 TF - 2 DB112 - 3 DV2 - 4 ADA - 5 HP5

Price List effective March 31st, 2023 | Prices are subjected to change

STAINLESS STEEL

SMARTSTATION



SMARTSTATION **KIT** WITH MAPLE ACCESSORIES UNDERMOUNT INSTALLATION

PRODUCT	PRICE	DESCRIPTION	MIN. CABINET WIDTH (In)	PKG. WEIGHT (lbs)	PKG. DIMENSION (In)		
					D	W	H
005413	\$ 2 575	SmartStation Kit, Undermount Sink, maple acc., single 12X18X10	18	90	48	24	47
005414	\$ 2 640	SmartStation Kit, Undermount Sink, maple acc., single 18X18X10	24	85	48	24	47
005415	\$ 3 250	SmartStation Kit, Undermount Sink, maple acc., single 24X18X10	27	85	48	24	47
005416	\$ 3 450	SmartStation Kit, Undermount Sink, maple acc., single 27X18X10	30	90	48	24	47
005417	\$ 3 860	SmartStation Kit, Undermount Sink, maple acc., single 30X18X10	36	90	48	24	47
005418	\$ 4 195	SmartStation Kit, Undermount Sink, maple acc., single 36X18X10	42	90	48	24	47
005419	\$ 5 275	SmartStation Kit, Undermount Sink, maple acc., single 48X18X10	custom	90	48	24	47
005420	\$ 5 955	SmartStation Kit, Undermount Sink, maple acc., single 60X18X10	custom	110	72	40	47
005421	\$ 6 900	SmartStation Kit, Undermount Sink, maple acc., dbl L18X18X10 R12X18X10	36	90	48	24	47
005422	\$ 7 510	SmartStation Kit, Undermount Sink, maple acc., dbl L24X18X10 R24X18X10	custom	110	60	40	47

SMARTSTATION **KIT** WITH WALNUT ACCESSORIES UNDERMOUNT INSTALLATION

PRODUCT	PRICE	DESCRIPTION	MIN. CABINET WIDTH (In)	PKG. WEIGHT (lbs)	PKG. DIMENSION (In)		
					D	W	H
005463	\$ 2 575	SmartStation Kit, Undermount Sink, walnut acc., single 12X18X10	18	90	48	24	47
005464	\$ 2 640	SmartStation Kit, Undermount Sink, walnut acc., single 18X18X10	24	85	48	24	47
005465	\$ 3 250	SmartStation Kit, Undermount Sink, walnut acc., single 24X18X10	27	85	48	24	47
005466	\$ 3 450	SmartStation Kit, Undermount Sink, walnut acc., single 27X18X10	30	90	48	24	47
005467	\$ 3 860	SmartStation Kit, Undermount Sink, walnut acc., single 30X18X10	36	88	48	24	47
005468	\$ 4 195	SmartStation Kit, Undermount Sink, walnut acc., single 36X18X10	42	90	48	24	47
005469	\$ 5 275	SmartStation Kit, Undermount Sink, walnut acc., single 48X18X10	custom	105	60	40	47
005470	\$ 5 955	SmartStation Kit, Undermount Sink, walnut acc., single 60X18X10	custom	110	72	40	47
005471	\$ 6 900	SmartStation Kit, Undermount Sink, walnut acc., dbl L18X18X10 R12X18X10	36	90	48	24	47
005472	\$ 7 510	SmartStation Kit, Undermount Sink, walnut acc., dbl L24X18X10 R24X18X10	custom	109	60	40	47

SMARTSTATION **REVEAL SET** WITH WALNUT ACCESSORIES REVEAL INSTALLATION

3/8" reveal flange at the front and back of the sink for accessories

PRODUCT	PRICE	DESCRIPTION	MIN. CABINET WIDTH (In)	PKG. WEIGHT (lbs)	PKG. DIMENSION (In)		
					D	W	H
005460	\$ 3 860	SmartStation sink Reveal undermount, walnut acc., single 30X17X10	36	86	48	24	47
005461	\$ 4 195	SmartStation sink Reveal undermount, walnut acc., single 36X17X10	42	85	48	24	47
005462	\$ 5 275	SmartStation sink Reveal undermount, walnut acc., single 48X17X10	custom	110	60	40	47

Price List effective March 31st, 2023 | Prices are subjected to change

SMARTSTATION **REV10** SINK

REVEAL INSTALLATION

3/8" reveal flange at the front and back of the sink for accessories


PRODUCT	PRICE	DESCRIPTION	MIN. CABINET WIDTH (In)	PKG. WEIGHT (lbs)	PKG. DIMENSION (In)		
					D	W	H
005500	\$ 2 300	SmartStation Sink Ra undermount, no acc., single 30X17X10	36	26	37	24	15
005501	\$ 2 505	SmartStation Sink Reveal undermount, no acc., single 36X17X10	42	30	43	25	15
005502	\$ 3 320	SmartStation Sink Reveal undermount, no acc., single 48X17X10	custom	38	55	24	15

SMARTSTATION **SINK**

UNDERMOUNT INSTALLATION

PRODUCT	PRICE	DESCRIPTION	MIN. CABINET WIDTH (In)	PKG. WEIGHT (lbs)	PKG. DIMENSION (In)		
					D	W	H
005503	\$ 1 800	SmartStation Sink undermount, no acc., single 12X18X10	18	11	24	19.5	15
005504	\$ 1 965	SmartStation Sink undermount, no acc., single 18X18X10	24	19	26	24	15
005505	\$ 2 095	SmartStation Sink undermount, no acc., single 24X18X10	27	25	32	24	15
005506	\$ 2 230	SmartStation Sink undermount, no acc., single 27X18X10	30	28	35	24	15
005507	\$ 2 300	SmartStation Sink undermount, no acc., single 30X18X10	36	29	38	24	15
005508	\$ 2 505	SmartStation Sink undermount, no acc., single 36X18X10	42	31	44	24	15
005509	\$ 3 320	SmartStation Sink undermount, no acc., single 48X18X10	custom	38	56	25	15
005510	\$ 4 265	SmartStation Sink undermount, no acc., single 60X18X10	custom	50	68	25	15
005511	\$ 5 215	SmartStation Sink undermount, no acc., double L18X18X10 R12X18X10	36	34	39	24	15
005512	\$ 5 680	SmartStation Sink undermount, no acc., double L24X18X10 R24X18X10	custom	49	56	24	15

SOCIAL CORNER



INSTALLATION ON **LEFT** CORNER

PRODUCT	PRICE	DESCRIPTION	MIN. CABINET WIDTH (In)	PKG. WEIGHT (lbs)	PKG. DIMENSION (In)		
					D	W	H
005300	\$ 3 495	SocialCorner sink undermount flat aprons left corner, single 23X18X10	24	56	34	30	18
005302	\$ 3 560	SocialCorner sink undermount flat aprons left corner, single 29X18X10	30	62	34	30	18
005304	\$ 3 685	SocialCorner sink undermount flat aprons left corner, single 35X18X10	36	68	46	33	17

INSTALLATION ON **RIGHT** CORNER

PRODUCT	PRICE	DESCRIPTION	MIN. CABINET WIDTH (In)	PKG. WEIGHT (lbs)	PKG. DIMENSION (In)		
					D	W	H
005301	\$ 3 495	SocialCorner sink undermount flat aprons right corner, single 23X18X10	24	56	34	30	18
005303	\$ 3 560	SocialCorner sink undermount flat aprons right corner, single 29X18X10	30	62	34	30	18
005305	\$ 3 685	SocialCorner sink undermount flat aprons right corner, single 35X18X10	36	68	46	33	17

URBAN EDGE



KITCHEN **SINGLE BOWL** SINK UNDERMOUNT INSTALLATION

PRODUCT	PRICE	DESCRIPTION	MIN. CABINET WIDTH (In)	PKG. WEIGHT (lbs)	PKG. DIMENSION (In)		
					D	W	H
003617	\$ 980	UrbanEdge bar sink undermount, single 18X7X6	24	15	19	22 1/2	13
003619	\$ 1170	UrbanEdge bar sink undermount, single 30X7X6	36	16	12 1/2	35 1/2	10
003622	\$ 1350	UrbanEdge bar sink undermount, single 42X7X6	48	19	23	47 1/2	13
003608	\$ 1140	UrbanEdge bar sink undermount, single 12X12X7	18	25	23 1/4	28 1/8	14 3/8
003668	\$ 1140	UrbanEdge bar sink undermount 2in drain, single 12X12X7	18	15	15	22 1/2	13
003614	\$ 1175	UrbanEdge bar sink undermount, single 12X15X7	18	17	23 1/4	19 1/8	14 3/8
003616	\$ 1175	UrbanEdge bar sink undermount 2in drain, single 12X15X7	18	17	23 1/4	19 1/8	14 3/8
003609	\$ 1200	UrbanEdge bar sink undermount, single 15X15X7	21	18	23 1/4	22 1/8	14 3/8
003613	\$ 1200	UrbanEdge bar sink undermount 2in drain, single 15X15X7	21	18	23 1/4	22 1/8	14 3/8
003601	\$ 1315	UrbanEdge sink undermount, single 9X16X8	15	17	23 1/4	16 1/8	14 3/8
003602	\$ 1350	UrbanEdge sink undermount, single 12X16X8	18	18	23 1/4	19 1/8	14 3/8
003603	\$ 1420	UrbanEdge sink undermount, single 15X16X8	21	19	23 1/4	22 1/8	14 3/8
003604	\$ 1455	UrbanEdge sink undermount, single 18X16X8	24	23	23 1/4	25 1/8	14 3/8
003647	\$ 1500	UrbanEdge sink undermount, single 18X16X10	24	25	23 1/4	25 1/8	14 3/8
003606	\$ 1500	UrbanEdge sink undermount, single 21X16X8	27	25	23 1/4	28 1/8	14 3/8
003607	\$ 1570	UrbanEdge sink undermount, single 21X16X10	27	27	23 1/4	28 1/8	14 3/8
003673	\$ 1780	UrbanEdge utility sink undermount, single 21X16X12	27	30	23 1/4	28 1/8	14 3/8
003610	\$ 1545	UrbanEdge sink undermount, single 24X16X8	30	26	23 1/4	31 1/8	14 3/8
003680	\$ 1615	UrbanEdge sink undermount, single 24X16X10	30	28	23 1/4	31 1/8	14 3/8

KITCHEN **SINGLE BOWL** SINK

UNDERMOUNT INSTALLATION

PRODUCT	PRICE	DESCRIPTION	MIN. CABINET WIDTH (In)	PKG. WEIGHT (lbs)	PKG. DIMENSION (In)		
					D	W	H
003674	\$ 1840	UrbanEdge utility sink undermount, single 24X16X12	30	32	23 1/4	31 1/8	14 3/8
003611	\$ 1585	UrbanEdge sink undermount, single 27X16X8	33	28	23 1/4	34 1/8	14 3/8
003612	\$ 1660	UrbanEdge sink undermount, single 27X16X10	33	30	23 1/4	34 1/8	14 3/8
003615	\$ 1620	UrbanEdge sink undermount, single 30X16X8	36	30	23 1/4	37 1/8	14 3/8
003685	\$ 1710	UrbanEdge sink undermount, single 30X16X10	36	33	23 1/4	37 1/8	14 3/8
003676	\$ 1945	UrbanEdge utility sink undermount, single 30X16X12	36	44	23 1/4	37 1/8	14 3/8
003670	\$ 1715	UrbanEdge sink undermount, single 33X16X8	39	33	23 1/4	40 1/8	14 3/8
003690	\$ 1800	UrbanEdge sink undermount, single 33X16X10	39	36	23 1/4	40 1/8	14 3/8
003695	\$ 1905	UrbanEdge sink undermount, single 36X16X10	42	39	23 1/4	43 1/8	14 3/8
003618	\$ 1585	UrbanEdge sink undermount, single 21X17X10	27	28	23 1/4	28 1/8	14 3/8
003666	\$ 1630	UrbanEdge sink undermount, single 24X17X10	30	30	23 1/4	31 1/8	14 3/8
003621	\$ 1680	UrbanEdge sink undermount, single 27X17X10	33	32	23 1/4	34 1/8	14 3/8
003667	\$ 1725	UrbanEdge sink undermount, single 30X17X10	36	34	23 1/4	37 1/8	14 3/8
003626	\$ 1495	UrbanEdge sink undermount, single 15X18X10	21	23	23 1/4	22 1/8	14 3/8
003627	\$ 1550	UrbanEdge sink undermount, single 18X18X10	24	26	23 1/4	25 1/8	14 3/8
003628	\$ 1600	UrbanEdge sink undermount, single 21X18X10	27	29	23 1/4	28 1/8	14 3/8
003629	\$ 1655	UrbanEdge sink undermount, single 24X18X10	30	32	23 1/4	31 1/8	14 3/8
003631	\$ 1695	UrbanEdge sink undermount, single 27X18X10	33	34	23 1/4	34 1/8	14 3/8
003672	\$ 1750	UrbanEdge sink undermount, single 30X18X10	36	36	23 1/4	37 1/8	14 3/8
003633	\$ 1850	UrbanEdge sink undermount, single 33X18X10	39	38	23 1/4	40 1/8	14 3/8
003634	\$ 1900	UrbanEdge sink undermount, single 36X18X10	42	42	23 1/4	43 1/8	14 3/8

Price List effective March 31st, 2023 | Prices are subjected to change

KITCHEN **DOUBLE BOWL** SINK UNDERMOUNT INSTALLATION

PRODUCT	PRICE	DESCRIPTION	MIN. CABINET WIDTH (In)	PKG. WEIGHT (lbs)	PKG. DIMENSION (In)		
					D	W	H
003659	\$ 2 090	UrbanEdge sink undermount, double L18X16X10 R9X16X8	33	35	23 1/4	35 1/8	14 3/8
003648	\$ 2 090	UrbanEdge sink undermount, double L9X16X8 R18X16X10	33	35	23 1/4	35 1/8	14 3/8
003677	\$ 2 075	UrbanEdge sink undermount, double L18X16X8 R12X16X8	36	38	23 1/4	38 1/8	14 3/8
003658	\$ 2 115	UrbanEdge sink undermount, double L18X16X10 R12X16X8	36	40	23 1/4	38 1/8	14 3/8
003678	\$ 2 075	UrbanEdge sink undermount, double L12X16X8 R18X16X8	36	38	23 1/4	38 1/8	14 3/8
003649	\$ 2 115	UrbanEdge sink undermount, double L12X16X8 R18X16X10	36	40	23 1/4	38 1/8	14 3/8
003653	\$ 2 075	UrbanEdge sink undermount, double L15X16X8 R15X16X8	36	38	23 1/4	38 1/8	14 3/8
003679	\$ 2 135	UrbanEdge sink undermount, double L18X16X8 R15X16X8	39	44	23 1/4	41 1/8	14 3/8
003657	\$ 2 165	UrbanEdge sink undermount, double L18X16X10 R15X16X8	39	45	23 1/4	41 1/8	14 3/8
003681	\$ 2 135	UrbanEdge sink undermount, double L15X16X8 R18X16X8	39	44	23 1/4	41 1/8	14 3/8
003654	\$ 2 165	UrbanEdge sink undermount, double L15X16X8 R18X16X10	39	45	23 1/4	41 1/8	14 3/8
003682	\$ 2 235	UrbanEdge sink undermount, double L18X16X8 R18X16X8	42	48	23 1/4	44 1/8	14 3/8
003652	\$ 2 100	UrbanEdge sink undermount, double L15X18X10 R12X16X8	33	36	23 1/4	35 1/8	14 3/8
003651	\$ 2 100	UrbanEdge sink undermount, double L12X16X8 R15X18X10	33	36	23 1/4	35 1/8	14 3/8
003638	\$ 2 165	UrbanEdge sink undermount, double L18X18X10 R12X16X8	36	42	23 1/4	38 1/8	14 3/8
003639	\$ 2 165	UrbanEdge sink undermount, double L12X16X8 R18X18X10	36	42	23 1/4	38 1/8	14 3/8
003640	\$ 2 195	UrbanEdge sink undermount, double L18X18X10 R15X16X8	39	44	23 1/4	41 1/8	14 3/8
003641	\$ 2 195	UrbanEdge sink undermount, double L15X16X8 R18X18X10	39	44	23 1/4	41 1/8	14 3/8
003643	\$ 2 195	UrbanEdge sink undermount, double L21X18X10 R12X16X8	39	44	23 1/4	41 1/8	14 3/8
003644	\$ 2 195	UrbanEdge sink undermount, double L12X16X8 R21X18X10	39	44	23 1/4	41 1/8	14 3/8
003637	\$ 2 210	UrbanEdge sink undermount, double L15X18X10 R15X18X10	36	40	23 1/4	38 1/8	14 3/8
003642	\$ 2 315	UrbanEdge sink undermount, double L18X18X10 R18X18X10	42	50	23 1/4	41 1/8	14 3/8

J7



KITCHEN **SINGLE BOWL** SINK UNDERMOUNT INSTALLATION

PRODUCT	PRICE	DESCRIPTION	MIN. CABINET WIDTH (In)	PKG. WEIGHT (lbs)	PKG. DIMENSION (In)		
					D	W	H
003967	\$ 1425	J7 bar sink undermount, single 18X7X6	24	14	15	22 1/2	13
003968	\$ 1495	J7 bar sink undermount, single 30X7X6	36	16	12 1/2	35 1/2	10
003969	\$ 1555	J7 bar sink undermount, single 42X7X6	48	19	12 1/2	47 1/2	10
003917	\$ 1510	J7 bar sink undermount, single 12X12X7	18	15	19	22 1/2	13
003923	\$ 1510	J7 bar sink undermount 2in drain, single 12X12X7	18	15	19	22 1/2	13
003933	\$ 1530	J7 bar sink undermount, single 12X15X7	18	17	23 1/4	19 1/8	14 3/8
003943	\$ 1530	J7 bar sink undermount 2in drain, single 12X15X7	18	17	23 1/4	19 1/8	14 3/8
003924	\$ 1555	J7 bar sink undermount, single 15X15X7	21	18	23 1/4	22 1/8	14 3/8
003931	\$ 1555	J7 bar sink undermount 2in drain, single 15X15X7	21	18	23 1/4	22 1/8	14 3/8
003903	\$ 1780	J7 sink undermount, single 9X16X8	15	17	23 1/4	16 1/8	14 3/8
003907	\$ 1805	J7 sink undermount, single 12X16X8	18	18	23 1/4	19 1/8	14 3/8
003909	\$ 1865	J7 sink undermount, single 15X16X8	21	19	23 1/4	22 1/8	14 3/8
003912	\$ 1900	J7 sink undermount, single 18X16X8	24	23	23 1/4	25 1/8	14 3/8
003981	\$ 1955	J7 sink undermount, single 18X16X10	24	25	23 1/4	25 1/8	14 3/8
003913	\$ 1955	J7 sink undermount, single 21X16X8	27	25	23 1/4	28 1/8	14 3/8
003914	\$ 2 010	J7 sink undermount, single 21X16X10	27	27	23 1/4	28 1/8	14 3/8
003972	\$ 2 165	J7 utility sink undermount, single 21X16X12	27	30	23 1/4	28 1/8	14 3/8
003910	\$ 1990	J7 sink undermount, single 24X16X8	30	26	23 1/4	31 1/8	14 3/8
003918	\$ 2 055	J7 sink undermount, single 24X16X10	30	28	23 1/4	31 1/8	14 3/8

HOME REFINEMENTS BY JULIEN

16

KITCHEN **SINGLE BOWL** SINK

UNDERMOUNT INSTALLATION

PRODUCT	PRICE	DESCRIPTION	MIN. CABINET WIDTH (In)	PKG. WEIGHT (lbs)	PKG. DIMENSION (In)		
					D	W	H
003973	\$ 2 220	J7 utility sink undermount, single 24X16X12	30	32	23 1/4	31 1/8	14 3/8
003919	\$ 2 020	J7 sink undermount, single 27X16X8	33	28	23 1/4	34 1/8	14 3/8
003922	\$ 2 095	J7 sink undermount, single 27X16X10	33	30	23 1/4	34 1/8	14 3/8
003915	\$ 2 060	J7 sink undermount, single 30X16X8	36	30	23 1/4	37 1/8	14 3/8
003908	\$ 2 135	J7 sink undermount, single 30X16X10	36	33	23 1/4	37 1/8	14 3/8
003974	\$ 2 320	J7 utility sink undermount, single 30X16X12	36	44	23 1/4	37 1/8	14 3/8
003995	\$ 2 065	J7 sink undermount, single 33X16X8	39	33	23 1/4	40 1/8	14 3/8
003927	\$ 2 225	J7 sink undermount, single 33X16X10	39	36	23 1/4	40 1/8	14 3/8
003928	\$ 2 280	J7 sink undermount, single 36X16X10	42	39	23 1/4	43 1/8	14 3/8
003929	\$ 2 025	J7 sink undermount, single 21X17X10	27	28	23 1/4	28 1/8	14 3/8
003920	\$ 2 075	J7 sink undermount, single 24X17X10	30	30	23 1/4	31 1/8	14 3/8
003932	\$ 2 110	J7 sink undermount, single 27X17X10	33	32	23 1/4	34 1/8	14 3/8
003925	\$ 2 160	J7 sink undermount, single 30X17X10	36	34	23 1/4	37 1/8	14 3/8
003937	\$ 1 935	J7 sink undermount, single 15X18X10	21	23	23 1/4	22 1/8	14 3/8
003938	\$ 1 990	J7 sink undermount, single 18X18X10	24	26	23 1/4	25 1/8	14 3/8
003939	\$ 2 050	J7 sink undermount, single 21X18X10	27	29	23 1/4	28 1/8	14 3/8
003941	\$ 2 095	J7 sink undermount, single 24X18X10	30	32	23 1/4	31 1/8	14 3/8
003942	\$ 2 130	J7 sink undermount, single 27X18X10	33	34	23 1/4	34 1/8	14 3/8
003935	\$ 2 180	J7 sink undermount, single 30X18X10	36	36	23 1/4	37 1/8	14 3/8
003944	\$ 2 280	J7 sink undermount, single 33X18X10	39	38	23 1/4	40 1/8	14 3/8
003946	\$ 2 315	J7 sink undermount, single 36X18X10	42	42	23 1/4	43 1/8	14 3/8

KITCHEN **DOUBLE BOWL** SINK

UNDERMOUNT INSTALLATION

PRODUCT	PRICE	DESCRIPTION	MIN. CABINET WIDTH (In)	PKG. WEIGHT (lbs)	PKG. DIMENSION (In)		
					D	W	H
003989	\$ 2 630	J7 sink undermount, double L18X16X10 R9X16X8	33	35	23 1/4	35 1/8	14 3/8
003982	\$ 2 630	J7 sink undermount, double L9X16X8 R18X16X10	33	35	23 1/4	35 1/8	14 3/8
003934	\$ 2 610	J7 sink undermount, double L18X16X8 R12X16X8	36	38	23 1/4	38 1/8	14 3/8
003991	\$ 2 640	J7 sink undermount, double L18X16X10 R12X16X8	36	40	23 1/4	38 1/8	14 3/8
003936	\$ 2 610	J7 sink undermount, double L12X16X8 R18X16X8	36	38	23 1/4	38 1/8	14 3/8
003983	\$ 2 640	J7 sink undermount, double L12X16X8 R18X16X10	36	40	23 1/4	38 1/8	14 3/8
003987	\$ 2 610	J7 sink undermount, double L15X16X8 R15X16X8	36	38	23 1/4	38 1/8	14 3/8
003947	\$ 2 630	J7 sink undermount, double L18X16X8 R15X16X8	39	44	23 1/4	41 1/8	14 3/8
003992	\$ 2 690	J7 sink undermount, double L18X16X10 R15X16X8	39	45	23 1/4	41 1/8	14 3/8
003948	\$ 2 630	J7 sink undermount, double L15X16X8 R18X16X8	39	44	23 1/4	41 1/8	14 3/8
003986	\$ 2 690	J7 sink undermount, double L15X16X8 R18X16X10	39	45	23 1/4	41 1/8	14 3/8
003963	\$ 2 685	J7 sink undermount, double L18X16X8 R18X16X8	42	48	23 1/4	44 1/8	14 3/8
003988	\$ 2 630	J7 sink undermount, double L15X18X10 R12X16X8	33	36	23 1/4	35 1/8	14 3/8
003984	\$ 2 630	J7 sink undermount, double L12X16X8 R15X18X10	33	36	23 1/4	35 1/8	14 3/8
003952	\$ 2 690	J7 sink undermount, double L18X18X10 R12X16X8	36	42	23 1/4	38 1/8	14 3/8
003953	\$ 2 690	J7 sink undermount, double L12X16X8 R18X18X10	36	42	23 1/4	38 1/8	14 3/8
003954	\$ 2 710	J7 sink undermount, double L18X18X10 R15X16X8	39	44	23 1/4	41 1/8	14 3/8
003957	\$ 2 710	J7 sink undermount, double L15X16X8 R18X18X10	39	44	23 1/4	41 1/8	14 3/8
003959	\$ 2 710	J7 sink undermount, double L21X18X10 R12X16X8	39	44	23 1/4	41 1/8	14 3/8
003962	\$ 2 710	J7 sink undermount, double L12X16X8 R21X18X10	39	44	23 1/4	41 1/8	14 3/8
003949	\$ 2 720	J7 sink undermount, double L15X18X10 R15X18X10	36	40	23 1/4	38 1/8	14 3/8
003958	\$ 2 820	J7 sink undermount, double L18X18X10 R18X18X10	42	50	23 1/4	41 1/8	14 3/8

Price List effective March 31st, 2023 | Prices are subjected to change

CLASSIC



KITCHEN **SINGLE BOWL** SINK UNDERMOUNT INSTALLATION

PRODUCT	PRICE	DESCRIPTION	MIN. CABINET WIDTH (In)	PKG. WEIGHT (lbs)	PKG. DIMENSION (In)		
					D	W	H
003212	\$ 1 450	Classic bar sink undermount, single 12X12X7	18	15	19	22 1/2	13
003219	\$ 1 450	Classic bar sink undermount 2in drain, single 12X12X7	18	15	19	22 1/2	13
003228	\$ 1 465	Classic bar sink undermount, single 12X15X7	18	17	23 1/4	19 1/8	14 3/8
003229	\$ 1 465	Classic bar sink undermount 2in drain, single 12X15X7	18	17	23 1/4	19 1/8	14 3/8
003225	\$ 1 490	Classic bar sink undermount, single 15X15X7	21	18	23 1/4	22 1/8	14 3/8
003227	\$ 1 490	Classic bar sink undermount 2in drain, single 15X15X7	21	18	23 1/4	22 1/8	14 3/8
003202	\$ 1 865	Classic sink undermount, single 9X16X8	15	17	23 1/4	16 1/8	14 3/8
003203	\$ 1 895	Classic sink undermount, single 12X16X8	18	18	23 1/4	19 1/8	14 3/8
003204	\$ 1 950	Classic sink undermount, single 15X16X8	21	19	23 1/4	22 1/8	14 3/8
003205	\$ 1 980	Classic sink undermount, single 18X16X8	24	23	23 1/4	25 1/8	14 3/8
003244	\$ 2 010	Classic sink undermount, single 18X16X10	24	25	23 1/4	25 1/8	14 3/8
003206	\$ 2 020	Classic sink undermount, single 21X16X8	27	25	23 1/4	28 1/8	14 3/8
003207	\$ 2 075	Classic sink undermount, single 21X16X10	27	27	23 1/4	28 1/8	14 3/8
003285	\$ 2 055	Classic sink undermount, single 24X16X8	30	26	23 1/4	31 1/8	14 3/8
003209	\$ 2 110	Classic sink undermount, single 24X16X10	30	28	23 1/4	31 1/8	14 3/8
003210	\$ 2 085	Classic sink undermount, single 27X16X8	33	28	23 1/4	34 1/8	14 3/8
003211	\$ 2 155	Classic sink undermount, single 27X16X10	33	30	23 1/4	34 1/8	14 3/8
003240	\$ 2 115	Classic sink undermount, single 30X16X8	36	30	23 1/4	37 1/8	14 3/8

KITCHEN **SINGLE BOWL** SINK UNDERMOUNT INSTALLATION

PRODUCT	PRICE	DESCRIPTION	MIN. CABINET WIDTH (In)	PKG. WEIGHT (lbs)	PKG. DIMENSION (In)		
					D	W	H
003213	\$ 2 190	Classic sink undermount, single 30X16X10	36	33	23 1/4	37 1/8	14 3/8
003284	\$ 2 135	Classic sink undermount, single 33X16X8	39	33	23 1/4	40 1/8	14 3/8
003214	\$ 2 270	Classic sink undermount, single 33X16X10	39	36	23 1/4	40 1/8	14 3/8
003215	\$ 2 310	Classic sink undermount, single 36X16X10	42	39	23 1/4	43 1/8	14 3/8
003216	\$ 2 085	Classic sink undermount, single 21X17X10	27	28	23 1/4	28 1/8	14 3/8
003217	\$ 2 130	Classic sink undermount, single 24X17X10	30	30	23 1/4	31 1/8	14 3/8
003218	\$ 2 170	Classic sink undermount, single 27X17X10	33	32	23 1/4	34 1/8	14 3/8
003235	\$ 2 210	Classic sink undermount, single 30X17X10	36	34	23 1/4	37 1/8	14 3/8
003222	\$ 2 010	Classic sink undermount, single 15X18X10	21	23	23 1/4	22 1/8	14 3/8
003258	\$ 2 060	Classic sink undermount, single 18X18X10	24	26	23 1/4	25 1/8	14 3/8
003224	\$ 2 105	Classic sink undermount, single 21X18X10	27	29	23 1/4	28 1/8	14 3/8
003280	\$ 2 155	Classic sink undermount, single 24X18X10	30	32	23 1/4	31 1/8	14 3/8
003226	\$ 2 185	Classic sink undermount, single 27X18X10	33	34	23 1/4	34 1/8	14 3/8
003290	\$ 2 230	Classic sink undermount, single 30X18X10	36	36	23 1/4	37 1/8	14 3/8
003259	\$ 2 310	Classic sink undermount, single 33X18X10	39	38	23 1/4	40 1/8	14 3/8
003257	\$ 2 345	Classic sink undermount, single 36X18X10	42	42	23 1/4	43 1/8	14 3/8

KITCHEN **DOUBLE BOWL** SINK UNDERMOUNT INSTALLATION

PRODUCT	PRICE	DESCRIPTION	MIN. CABINET WIDTH (In)	PKG. WEIGHT (lbs)	PKG. DIMENSION (In)		
					D	W	H
003256	\$ 2 660	Classic sink undermount, double L18X16X10 R9X16X8	33	35	23 1/4	35 1/8	14 3/8
003246	\$ 2 660	Classic sink undermount, double L9X16X8 R18X16X10	33	35	23 1/4	35 1/8	14 3/8
003277	\$ 2 645	Classic sink undermount, double L18X16X8 R12X16X8	36	38	23 1/4	38 1/8	14 3/8
003254	\$ 2 680	Classic sink undermount, double L18X16X10 R12X16X8	36	40	23 1/4	38 1/8	14 3/8
003278	\$ 2 645	Classic sink undermount, double L12X16X8 R18X16X8	36	38	23 1/4	38 1/8	14 3/8
003248	\$ 2 680	Classic sink undermount, double L12X16X8 R18X16X10	36	40	23 1/4	38 1/8	14 3/8
003251	\$ 2 645	Classic sink undermount, double L15X16X8 R15X16X8	36	38	23 1/4	38 1/8	14 3/8
003281	\$ 2 685	Classic sink undermount, double L18X16X8 R15X16X8	39	44	23 1/4	41 1/8	14 3/8
003253	\$ 2 725	Classic sink undermount, double L18X16X10 R15X16X8	39	45	23 1/4	41 1/8	14 3/8
003282	\$ 2 685	Classic sink undermount, double L15X16X8 R18X16X8	39	44	23 1/4	41 1/8	14 3/8
003249	\$ 2 725	Classic sink undermount, double L15X16X8 R18X16X10	39	45	23 1/4	41 1/8	14 3/8
003283	\$ 2 720	Classic sink undermount, double L18X16X8 R18X16X8	42	48	23 1/4	44 1/8	14 3/8
003252	\$ 2 680	Classic sink undermount, double L15X18X10 R12X16X8	33	36	23 1/4	35 1/8	14 3/8
003247	\$ 2 680	Classic sink undermount, double L12X16X8 R15X18X10	33	36	23 1/4	35 1/8	14 3/8
003233	\$ 2 725	Classic sink undermount, double L18X18X10 R12X16X8	36	42	23 1/4	38 1/8	14 3/8
003234	\$ 2 725	Classic sink undermount, double L12X16X8 R18X18X10	36	42	23 1/4	38 1/8	14 3/8
003236	\$ 2 740	Classic sink undermount, double L18X18X10 R15X16X8	39	44	23 1/4	41 1/8	14 3/8
003237	\$ 2 740	Classic sink undermount, double L15X16X8 R18X18X10	39	44	23 1/4	41 1/8	14 3/8
003239	\$ 2 750	Classic sink undermount, double L21X18X10 R12X16X8	39	44	23 1/4	41 1/8	14 3/8
003241	\$ 2 750	Classic sink undermount, double L12X16X8 R21X18X10	39	44	23 1/4	41 1/8	14 3/8
003232	\$ 2 750	Classic sink undermount, double L15X18X10 R15X18X10	36	40	23 1/4	38 1/8	14 3/8
003238	\$ 2 845	Classic sink undermount, double L18X18X10 R18X18X10	42	44	23 1/4	44 1/8	14 3/8

STAINLESS STEEL SINK ACCESSORIES

COLANDERS

PRODUCT	PRICE	DESCRIPTION	BOWL (FRONT- TO-BACK)	PKG. WEIGHT (lbs)	PKG. DIMENSION (In)		
					D	W	H
205317	\$ 270	Colander for 16in sink, maple handles, 6X17X2-1/4	16	9	8 1/4	22 1/4	4
205318	\$ 270	Colander for 17in sink, maple handles, 6X18X2-1/4	17	9	8 1/4	22 1/4	4
205319	\$ 270	Colander for 18in sink, maple handles, 6X19X2-1/4	18	9	8 1/4	22 1/4	4
205217	\$ 270	Colander for 16in sink, walnut handles, 6X17X2-1/4	16	9	8 1/4	22 1/4	4
205218	\$ 270	Colander for 17in sink, walnut handles, 6X18X2-1/4	17	9	8 1/4	22 1/4	4
205219	\$ 270	Colander for 18in sink, walnut handles, 6X19X2-1/4	18	9	8 1/4	22 1/4	4
205323	\$ 300	Colander for 16in sink, maple handles, 6X17X4-1/4	16	11	8 1/4	22 1/4	6
205324	\$ 300	Colander for 17in sink, maple handles, 6X18X4-1/4	17	11	8 1/4	22 1/4	6
205325	\$ 300	Colander for 18in sink, maple handles, 6X19X4-1/4	18	11	8 1/4	22 1/4	6
205223	\$ 300	Colander for 16in sink, walnut handles, 6X17X4-1/4	16	11	8 1/4	22 1/4	6
205224	\$ 300	Colander for 17in sink, walnut handles, 6X18X4-1/4	17	11	8 1/4	22 1/4	6
205225	\$ 300	Colander for 18in sink, walnut handles, 6X19X4-1/4	18	11	8 1/4	22 1/4	6
205329	\$ 325	Colander for 16in sink, maple handles, 12X17X2-1/4	16	12	14 1/4	22 1/4	4
205330	\$ 325	Colander for 17in sink, maple handles, 12X18X2-1/4	17	12	14 1/4	22 1/4	4
205331	\$ 325	Colander for 18in sink, maple handles, 12X19X2-1/4	18	12	14 1/4	22 1/4	4
205229	\$ 325	Colander for 16in sink, walnut handles, 12X17X2-1/4	16	12	14 1/4	22 1/4	4
205230	\$ 325	Colander for 17in sink, walnut handles, 12X18X2-1/4	17	12	14 1/4	22 1/4	4
205231	\$ 325	Colander for 18in sink, walnut handles, 12X19X2-1/4	18	12	14 1/4	22 1/4	4

TRAYS

PRODUCT	PRICE	DESCRIPTION	BOWL (FRONT- TO-BACK)	PKG. WEIGHT (lbs)	PKG. DIMENSION (In)		
					D	W	H
205320	\$ 270	Tray for 16in sink, maple handles, 6X17X2-1/4	16	9	8 1/4	22 1/4	4
205321	\$ 270	Tray for 17in sink, maple handles, 6X18X2-1/4	17	9	8 1/4	22 1/4	4
205322	\$ 270	Tray for 18in sink, maple handles, 6X19X2-1/4	18	9	8 1/4	22 1/4	4
205220	\$ 270	Tray for 16in sink, walnut handles, 6X17X2-1/4	16	9	8 1/4	22 1/4	4
205221	\$ 270	Tray for 17in sink, walnut handles, 6X18X2-1/4	17	9	8 1/4	22 1/4	4
205222	\$ 270	Tray for 18in sink, walnut handles, 6X19X2-1/4	18	9	8 1/4	22 1/4	4
205332	\$ 325	Tray for 16in sink, maple handles, 12X17X2-1/4	16	12	14 1/4	22 1/4	4
205333	\$ 325	Tray for 17in sink, maple handles, 12X18X2-1/4	17	12	14 1/4	22 1/4	4
205334	\$ 325	Tray for 18in sink, maple handles, 12X19X2-1/4	18	12	14 1/4	22 1/4	4
205232	\$ 325	Tray for 16in sink, walnut handles, 12X17X2-1/4	16	12	14 1/4	22 1/4	4
205233	\$ 325	Tray for 17in sink, walnut handles, 12X18X2-1/4	17	12	14 1/4	22 1/4	4
205234	\$ 325	Tray for 18in sink, walnut handles, 12X19X2-1/4	18	12	14 1/4	22 1/4	4

BINS

PRODUCT	PRICE	DESCRIPTION	BOWL (FRONT- TO-BACK)	PKG. WEIGHT (lbs)	PKG. DIMENSION (In)		
					D	W	H
205326	\$ 300	Bin for 16in sink, maple handles, 6X17X4-1/4	16	11	8 1/4	22 1/4	6
205327	\$ 300	Bin for 17in sink, maple handles, 6X18X4-1/4	17	11	8 1/4	22 1/4	6
205328	\$ 300	Bin for 18in sink, maple handles, 6X19X4-1/4	18	11	8 1/4	22 1/4	6
205226	\$ 300	Bin for 16in sink, walnut handles, 6X17X4-1/4	16	11	8 1/4	22 1/4	6
205227	\$ 300	Bin for 17in sink, walnut handles, 6X18X4-1/4	17	11	8 1/4	22 1/4	6
205228	\$ 300	Bin for 18in sink, walnut handles, 6X19X4-1/4	18	11	8 1/4	22 1/4	6
205340	\$ 395	Bin for 16in sink, maple handles, 12X17X4-1/4	16	8	14 1/8	21	6 1/8
205341	\$ 395	Bin for 17in sink, maple handles, 12X18X4-1/4	17	8	14 1/8	21	6 1/8
205342	\$ 395	Bin for 18in sink, maple handles, 12X19X4-1/4	18	8	14 1/8	21	6 1/8
205240	\$ 395	Bin for 16in sink, walnut handles, 12X17X4-1/4	16	8	14 1/8	21	6 1/8
205241	\$ 395	Bin for 17in sink, walnut handles, 12X18X4-1/4	17	8	14 1/8	21	6 1/8
205242	\$ 395	Bin for 18in sink, walnut handles, 12X19X4-1/4	18	8	14 1/8	21	6 1/8

DRYING RACKS

PRODUCT	PRICE	DESCRIPTION	BOWL (FRONT- TO-BACK)	PKG. WEIGHT (lbs)	PKG. DIMENSION (In)		
					D	W	H
215306	\$ 340	Drying rack for 16in sink, maple handles, 12X17X1	16	12	14 1/4	22 1/4	4
215307	\$ 340	Drying rack for 17in sink, maple handles, 12X18X1	17	12	14 1/4	22 1/4	4
215308	\$ 340	Drying rack for 18in sink, maple handles, 12X19X1	18	12	14 1/4	22 1/4	4
215206	\$ 340	Drying rack for 16in sink, walnut handles, 12X17X1	16	12	14 1/4	22 1/4	4
215207	\$ 340	Drying rack for 17in sink, walnut handles, 12X18X1	17	12	14 1/4	22 1/4	4
215208	\$ 340	Drying rack for 18in sink, walnut handles, 12X19X1	18	12	14 1/4	22 1/4	4

Price List effective March 31st, 2023 | Prices are subjected to change

VEGGIE SCOOP

PRODUCT	PRICE	DESCRIPTION	BOWL (FRONT- TO-BACK)	PKG. WEIGHT (lbs)	PKG. DIMENSION (In)		
					D	W	H
205338	\$ 95	VeggieScoop, maple handles, 6"	16	5	8 1/4	22 1/4	4
205238	\$ 95	VeggieScoop, walnut handles, 6"	17	5	8 1/4	22 1/4	4

CUTTING BOARDS

PRODUCT	PRICE	DESCRIPTION	BOWL (FRONT- TO-BACK)	PKG. WEIGHT (lbs)	PKG. DIMENSION (In)		
					D	W	H
210064	\$ 320	Cutting board for 16in sink, maple	16	16	14 1/4	22 1/4	4
210066	\$ 320	Cutting board for 17in sink, maple	17	16	14 1/4	22 1/4	4
210068	\$ 320	Cutting board for 18in sink, maple	18	16	14 1/4	22 1/4	4
210063	\$ 320	Cutting board for 16in sink, walnut	16	16	14 1/4	22 1/4	4
210065	\$ 320	Cutting board for 17in sink, walnut	17	16	14 1/4	22 1/4	4
210067	\$ 320	Cutting board for 18in sink, walnut	18	16	14 1/4	22 1/4	4
210080	\$ 185	Cutting board 6" x 19" x 1-1/2" maple for sink 18in	18	8	8 1/4	22 1/4	4
210077	\$ 200	Cutting board 6" x 19" x 1-1/2" walnut for sink 18in	18	8	8 1/4	22 1/4	4

PRESENTATION BOARDS

PRODUCT	PRICE	DESCRIPTION	BOWL (FRONT- TO-BACK)	PKG. WEIGHT (lbs)	PKG. DIMENSION (In)		
					D	W	H
210072	\$ 270	Presentation board 6" x 17" x 1-1/2" maple for sink 16in	16	8	8 1/4	22 1/4	4
210073	\$ 270	Presentation board 6" x 18" x 1-1/2" maple for sink 17in	17	8	8 1/4	22 1/4	4
210074	\$ 270	Presentation board 6" x 19" x 1-1/2" maple for sink 18in	18	8	8 1/4	22 1/4	4
210069	\$ 285	Presentation board 6" x 17" x 1-1/2" walnut for sink 16in	16	8	8 1/4	22 1/4	4
210070	\$ 285	Presentation board 6" x 18" x 1-1/2" walnut for sink 17in	17	8	8 1/4	22 1/4	4
210071	\$ 285	Presentation board 6" x 19" x 1-1/2" walnut for sink 18in	18	8	8 1/4	22 1/4	4

SERVING BOARDS WITH BOWLS

PRODUCT	PRICE	DESCRIPTION	BOWL (FRONT- TO-BACK)	PKG. WEIGHT (lbs)	PKG. DIMENSION (In)		
					D	W	H
225301	\$ 270	Serving board with bowls (2) for 16in sink, maple handles, 6X17X3	16	3	8 1/8	21 1/8	5 3/4
225302	\$ 270	Serving board with bowls (2) for 17in sink, maple handles, 6X18X3	17	3	8 1/8	21 1/8	5 3/4
225303	\$ 270	Serving board with bowls (2) for 18in sink, maple handles, 6X19X3	18	3	8 1/8	21 1/8	5 3/4
225201	\$ 270	Serving board with bowls (2) for 16in sink, walnut handles, 6X17X3	16	3	8 1/8	21 1/8	5 3/4
225202	\$ 270	Serving board with bowls (2) for 17in sink, walnut handles, 6X18X3	17	3	8 1/8	21 1/8	5 3/4
225203	\$ 270	Serving board with bowls (2) for 18in sink, walnut handles, 6X19X3	18	3	8 1/8	21 1/8	5 3/4
225304	\$ 340	Serving board with bowls (4) for 16in sink, maple handles, 12X17X3	16	5	14 1/8	21 1/8	5 3/4
225305	\$ 340	Serving board with bowls (4) for 17in sink, maple handles, 12X18X3	17	5	14 1/8	21 1/8	5 3/4
225306	\$ 340	Serving board with bowls (4) for 18in sink, maple handles, 12X19X3	18	5	14 1/8	21 1/8	5 3/4
225204	\$ 340	Serving board with bowls (4) for 16in sink, walnut handles, 12X17X3	16	5	14 1/8	21 1/8	5 3/4
225205	\$ 340	Serving board with bowls (4) for 17in sink, walnut handles, 12X18X3	17	5	14 1/8	21 1/8	5 3/4
225206	\$ 340	Serving board with bowls (4) for 18in sink, walnut handles, 12X19X3	18	5	14 1/8	21 1/8	5 3/4

Price List effective March 31st, 2023 | Prices are subjected to change

SERVING BOARD WITH MIXING BOWL AND COLANDER

PRODUCT	PRICE	DESCRIPTION	BOWL (FRONT- TO-BACK)	PKG. WEIGHT (lbs)	PKG. DIMENSION (In)		
					D	W	H
225307	\$ 305	Serving brd, bowl and colander for 16in sink, maple handles, 12X17X4	16	6	14 1/8	21 1/8	6 1/4
225308	\$ 305	Serving brd, bowl and colander for 17in sink, maple handles, 12X18X4	17	6	14 1/8	21 1/8	6 1/4
225309	\$ 305	Serving brd, bowl and colander for 18in sink, maple handles, 12X19X4	18	6	14 1/8	21	6 1/8
225207	\$ 305	Serving brd, bowl and colander for 16in sink, walnut handles, 12X17X4	16	6	14 1/8	21 1/8	6 1/4
225208	\$ 305	Serving brd, bowl and colander for 17in sink, walnut handles, 12X18X4	17	6	14 1/8	21 1/8	6 1/4
225209	\$ 305	Serving brd, bowl and colander for 18in sink, walnut handles, 12X19X4	18	6	14 1/8	21 1/8	6 1/4

SERVING BINS WITH BOWLS

PRODUCT	PRICE	DESCRIPTION	BOWL (FRONT- TO-BACK)	PKG. WEIGHT (lbs)	PKG. DIMENSION (In)		
					D	W	H
225310	\$ 445	Serving bin with bowls (2) for 16in sink, maple handles, 6X17X4	16	13	8 1/8	21	5 3/4
225311	\$ 445	Serving bin with bowls (2) for 17in sink, maple handles, 6X18X4	17	13	8 1/8	21	5 3/4
225312	\$ 445	Serving bin with bowls (2) for 18in sink, maple handles, 6X19X4	18	13	8 1/8	21	5 3/4
225210	\$ 445	Serving bin with bowls (2) for 16in sink, walnut handles, 6X17X4	16	13	8 1/8	21 1/8	5 3/4
225211	\$ 445	Serving bin with bowls (2) for 17in sink, walnut handles, 6X18X4	17	13	8 1/8	21 1/8	5 3/4
225212	\$ 445	Serving bin with bowls (2) for 18in sink, walnut handles, 6X19X4	18	13	8 1/8	21 1/8	5 3/4
225313	\$ 585	Serving bin with bowls (4) for 16in sink, maple handles, 12X17X4	16	18	14 1/8	21	5 3/4
225314	\$ 585	Serving bin with bowls (4) for 17in sink, maple handles, 12X18X4	17	18	14 1/8	21	5 3/4
225315	\$ 585	Serving bin with bowls (4) for 18in sink, maple handles, 12X19X4	18	18	14 1/8	21	5 3/4
225213	\$ 585	Serving bin with bowls (4) for 16in sink, walnut handles, 12X17X4	16	18	14 1/8	21 1/8	5 3/4
225214	\$ 585	Serving bin with bowls (4) for 17in sink, walnut handles, 12X18X4	17	18	14 1/8	21 1/8	5 3/4
225215	\$ 585	Serving bin with bowls (4) for 18in sink, walnut handles, 12X19X4	18	18	14 1/8	21 1/8	5 3/4

GRIDS

PRODUCT	PRICE	DESCRIPTION	PKG. WEIGHT (lbs)	PKG. DIMENSION (In)		
				D	W	H
200902	\$ 230	Grid for UrbanEdge, J7 and Classic sink, 9X16	6	19 1/4	25 1/2	13/8
200903	\$ 240	Grid for UrbanEdge, J7 and Classic sink, 12X16	6	19 1/4	25 1/2	13/8
200904	\$ 255	Grid for UrbanEdge, J7 and Classic sink, 15X16	6	19 1/4	25 1/2	13/8
200905	\$ 270	Grid for UrbanEdge, J7 and Classic sink, 18X16	7	19 1/4	25 1/2	13/8
200906	\$ 285	Grid for UrbanEdge, J7 and Classic sink, 21X16	7	19 1/4	25 1/2	13/8
200907	\$ 305	Grid for UrbanEdge, J7 and Classic sink, 24X16	7	19 1/4	25 1/2	13/8
200908	\$ 325	Grid for UrbanEdge, J7 and Classic sink, 27X16	7	19 1/4	38	13/8
200909	\$ 340	Grid for UrbanEdge, J7 and Classic sink, 30X16	8	19 1/4	38	13/8
200910	\$ 350	Grid for UrbanEdge, J7 and Classic sink, 36X16	8	19 1/4	38	13/8
200911	\$ 360	Grid for UrbanEdge, J7 and Classic sink, 9X16	8	19 1/4	38	13/8
200912	\$ 290	Grid for UrbanEdge, J7 and Classic sink, 21X17	7	19 1/4	25 1/2	13/8
200913	\$ 305	Grid for UrbanEdge, J7, Classic and SmartStation sink, 24X17	7	19 1/4	25 1/2	13/8
200914	\$ 330	Grid for UrbanEdge, J7, Classic and SmartStation sink, 27X17	7	19 1/4	38	13/8
200915	\$ 345	Grid for UrbanEdge, J7, Classic and SmartStation sink, 30X17	8	19 1/4	38	13/8
200916	\$ 265	Grid for UrbanEdge, J7 and Classic sink, 15X18	6	19 1/4	25 1/2	13/8
200917	\$ 285	Grid for UrbanEdge, J7 and Classic sink, 18X18	7	19 1/4	25 1/2	13/8
200918	\$ 300	Grid for UrbanEdge, J7 and Classic sink, 21X18	7	19 1/4	25 1/2	13/8
200919	\$ 315	Grid for UrbanEdge, J7 and Classic sink, 24X18	7	19 1/4	25 1/2	13/8
200920	\$ 335	Grid for UrbanEdge, J7 and Classic sink, 27X18	7	19 1/4	38	13/8
200921	\$ 350	Grid for UrbanEdge, J7 and Classic sink, 30X18	8	19 1/4	38	13/8
200922	\$ 360	Grid for UrbanEdge, J7 and Classic sink, 33X18	8	19 1/4	38	13/8
200923	\$ 380	Grid for UrbanEdge, J7 and Classic sink, 36X18	8	19 1/4	38	13/8
200924	\$ 230	Grid for UrbanEdge, J7 and Classic bar sink, 12X12	6	19 1/4	28 1/2	13/8

Price List effective March 31st, 2023 | Prices are subjected to change

GRIDS

PRODUCT	PRICE	DESCRIPTION	PKG. WEIGHT (lbs)	PKG. DIMENSION (In)		
				D	W	H
200925	\$ 235	Grid for UrbanEdge, J7 and Classic bar sink, 12X15	6	19 1/4	28 1/2	13/8
200926	\$ 250	Grid for UrbanEdge, J7 and Classic bar sink, 15X15	6	19 1/4	28 1/2	13/8
200927	\$ 345	Grid for SmartStation sink, 30X17 drain centered	8	19 1/4	38	13/8
200928	\$ 345	Grid for SmartStation sink, 30X17 without drain	8	19 1/4	38	13/8
200929	\$ 280	Grid for SmartStation sink, 18X17 without drain	7	19 1/4	38	13/8
200930	\$ 250	Grid for SmartStation sink, 12X17	6	19 1/4		13/8
200931	\$ 280	Grid for SmartStation, 18X17	7	19 1/4		13/8
200932	\$ 355	Grid for SmartStation sink, 36X17	8	19 1/4		13/8
200933	\$ 320	Grid for SocialCorner sink, 23X18	7	19 1/4	28 1/2	13/8
200934	\$ 340	Grid for SocialCorner sink, 29X18	7	19 1/4	38	13/8
200935	\$ 360	Grid for SocialCorner sink, 35X18	8	19 1/4	38	13/8
200949	\$ 340	Grid for SmartStation sink, 30X16 drain centered	7	18 1/4	38	13/8
200950	\$ 270	Grid for SmartStation sink, 18X16 without drain	6	19 1/4	28 1/2	13/8

DRAINS

PRODUCT	PRICE	DESCRIPTION	PKG. WEIGHT (lbs)	PKG. DIMENSION (In)		
				D	W	H
100080	\$ 170	Drain for SS and fireclay sinks, brushed nickel, Ø3-1/2	2	4 1/2	4 1/2	4 1/2
100081	\$ 120	Drain for SS and fireclay sinks, polished chrome, Ø3-1/2	2	4 1/2	4 1/2	4 1/2
100082	\$ 170	Drain for SS sinks, brushed nickel, Ø3-1/2	2	4 1/2	4 1/2	4 1/2
100083	\$ 120	Drain for SS sinks, polished chrome, Ø3-1/2	2	4 1/2	4 1/2	4 1/2
100085	\$ 120	Drain for SS sinks, brushed nickel, Ø2	2	4 1/2	4 1/2	4 1/2
100086	\$ 100	Drain for SS sinks, polished chrome, Ø2	2	4 1/2	4 1/2	4 1/2

CARE PRODUCTS & REPLACEMENT PARTS

PRODUCT	PRICE	DESCRIPTION	PKG. WEIGHT (lbs)	PKG. DIMENSION (In)		
				D	W	H
100132	\$ 85	Undermount installation hardware 5-piece kit	0,4	-	-	-
100133	\$ 60	Basket for drain 100081, polished chrome	0,4	-	-	-
100134	\$ 80	Basket for drain 100082, brushed nickel	0,2	-	-	-
100135	\$ 60	Basket for drain 100083, polished chrome	0,2	-	-	-
010700	\$ 25	Undermount installation hardware 5-piece kit	0,1	-	-	-
01126	\$ 25	Topmount installation hardware 5-piece kit	0,1	-	-	-
011240	\$ 25	Grid feet for HR 8-piece kit, Grey	0,1	-	-	-
011241	\$ 25	Grid bumpers 8-piece kit, Grey	0,1	-	-	-
299033	\$ 120	Replacement 12in Handles kit, walnut – 17in Accessory	2	-	-	-
299034	\$ 105	Replacement 6in Handles, walnut – 17in Accessory	1	-	-	-
299035	\$ 120	Replacement 12in Handles kit, maple – 17in Accessory	2	-	-	-
299036	\$ 105	Replacement 6in Handles kit, maple – 17in Accessory	1	-	-	-
299037	\$ 120	Replacement 12in handles kit, walnut	2	-	-	-
299038	\$ 105	Replacement 6in Handles kit, walnut	1	-	-	-
299039	\$ 120	Replacement 12in Handles kit, maple	2	-	-	-
299040	\$ 105	Replacement 6in Handles kit, maple	1	-	-	-
215019	\$ 40	Maintenance wax for wood accessories 2,5 Oz	2	4 1/2	4 1/2	4 1/2
299045	\$ 25	Set of 4 flat head M4x7 stainless steel Phillips screws	0,1	-	-	-
299046	\$ 55	Set of 2 inserts for HR accessories with 4 SS screws	0,1	-	-	-

FIRECLAY

FIRA



KITCHEN SINK WITH LEDGE UNDERMOUNT INSTALLATION WITH APRON

PRODUCT	PRICE	DESCRIPTION	MIN. CABINET WIDTH (In)	PKG. WEIGHT (lbs)	PKG. DIMENSION (In)		
					D	W	H
091519	\$ 1 280	Fira bar sink w/ ledge undermount apron, white, single 15X19X8-3/4	21	50	23 3/4	22 5/8	14 7/8
093019	\$ 2 005	Fira sink w/ ledge under. reversible apron, white, single 30X19X11-1/2	33	103	23 3/4	34 5/8	14 7/8
093319	\$ 2 270	Fira sink w/ ledge under. reversible apron, white, single 33X19X11-1/2	36	105	23 3/4	37 5/8	14 7/8
093619	\$ 2 525	Fira sink w/ ledge under. reversible apron, white, single 36X19X11-1/2	39	107	25 1/4	46 1/2	17 1/8
103619	\$ 2 525	Fira sink w/ ledge under., white, double unequal 36X19X11-1/2	39	113	25 1/4	46 1/2	17 1/8

* All FIRA sinks include a walnut cutting board.

ACCESSORIES

TRAYS & BINS

PRODUCT	PRICE	DESCRIPTION	PKG. WEIGHT (lbs)	PKG. DIMENSION (In)		
				D	W	H
205037	\$ 305	Tray for Fira sink w/ledge, walnut handles, 6X17-1/4X2-1/4	9	9 1/4	21 1/2	5 7/8
205041	\$ 360	Tray for Fira sink w/ledge, walnut handles, 12X17-1/4X2-1/4	12	16	21 1/2	4 1/2
205039	\$ 340	Bin for Fira sink w/ledge, walnut handles, 6X17-1/4X4-1/4	11	9 1/4	21 1/2	5 7/8

COLANDERS

PRODUCT	PRICE	DESCRIPTION	PKG. WEIGHT (lbs)	PKG. DIMENSION (In)		
				D	W	H
205036	\$ 305	Colander for Fira sink w/ledge, walnut handles, 6X17-1/4X2-1/4	9	9 1/4	21 1/2	5 7/8
205038	\$ 340	Colander for Fira sink w/ledge, walnut handles, 6X17-1/4X4-1/4	11	9 1/4	21 1/2	5 7/8
205040	\$ 360	Colander for Fira sink w/ledge, walnut handles, 12X17-1/4X2-1/4	12	16	21 1/2	4 1/2

DRYING RACKS

PRODUCT	PRICE	DESCRIPTION	PKG. WEIGHT (lbs)	PKG. DIMENSION (In)		
				D	W	H
215009	\$ 340	Drying rack for Fira sink w/ledge, walnut handles, 12X17-1/4X3/4	12	14 1/4	22 1/4	4

CUTTING BOARDS & PRESENTATION BOARDS

PRODUCT	PRICE	DESCRIPTION	PKG. WEIGHT (lbs)	PKG. DIMENSION (In)		
				D	W	H
210060	\$ 330	Cutting board for Fira sink w/ ledge, walnut, 12-3/4X17-1/4X1-1/2	16	14 1/4	22 1/4	2 1/2
210061	\$ 185	Cutting board for Fira sink w/ ledge, walnut, 6X17-1/4X1-1/2	8	8 1/4	22 1/4	2 1/2
210062	\$ 270	Presentation board for Fira sink w/ ledge, walnut, 6X17-1/4X1-1/2	8	8 1/4	22 1/4	4

GRIDS

PRODUCT	PRICE	DESCRIPTION	PKG. WEIGHT (lbs)	PKG. DIMENSION (In)		
				D	W	H
200946	\$ 330	Grid for Fira sink, 28-1/4X15-3/4	7	14 7/8	27 3/8	1 1/4
200939	\$ 340	Grid for Fira sink, 31-1/4X15-3/4	7	14 7/8	30 3/8	1 1/4
200941	\$ 350	Grid for Fira sink, 34-1/4X15-3/4	7	14 7/8	33 3/8	1 1/4
200936	\$ 240	Grid for Fira bar sink, 13-1/4X15-3/4	6	14 7/8	12 3/8	1 1/4
200942	\$ 305	Grid for Fira sink, 21X15-3/4	7	14 7/8	20 5/8	1 1/4
200943	\$ 240	Grid for Fira sink, 11-1/4X15-3/4	6	14 7/8	10 7/8	1 1/4

DRAINS

PRODUCT	PRICE	DESCRIPTION	PKG. WEIGHT (lbs)	PKG. DIMENSION (In)		
				D	W	H
100080	\$ 170	Drain for SS and fireclay sinks, brushed nickel, Ø3-1/2	2	4 1/2	4 1/2	4 1/2
100081	\$ 120	Drain for SS and fireclay sinks, polished chrome, Ø3-1/2	2	4 1/2	4 1/2	4 1/2

CARE PRODUCTS & REPLACEMENT PARTS

PRODUCT	PRICE	DESCRIPTION	PKG. WEIGHT (lbs)	PKG. DIMENSION (In)		
				D	W	H
215019	\$ 40	Maintenance wax for wood accessories 2,5 Oz	0,5	3	3	1/8
100132	\$ 85	Basket for drain 100080, brushed nickel	0,4	-	-	-
100133	\$ 60	Basket for drain 100081, polished chrome	0,4	-	-	-
011240	\$ 25	Grid feet for HR 8-piece kit, Grey	0,1	-	-	-
011241	\$ 25	Grid bumpers 8-piece kit, Grey	0,1	-	-	-

FAUCETS

PROFESSIONAL COLLECTION

PRODUCT	PRICE	DESCRIPTION	PKG. WEIGHT (lbs)	PKG. DIMENSION (In)		
				D	W	H
306206	\$ 970	Professional faucet Peak, polished chrome	9	11	25	3
306216	\$ 1260	Professional faucet Peak, brushed nickel	9	11	25	3
306001	\$ 790	Professional faucet Wave, polished chrome	8	11	25	3
306011	\$ 1000	Professional faucet Wave, brushed nickel	8	11	25	3

PULL-OUT COLLECTION

PRODUCT	PRICE	DESCRIPTION	PKG. WEIGHT (lbs)	PKG. DIMENSION (In)		
				D	W	H
306200	\$ 790	Pull-out faucet Latitude, polished chrome	8	11	25	3
306210	\$ 1030	Pull-out faucet Latitude, brushed nickel	8	11	25	3
306201	\$ 920	Pull-out faucet w/ remote lever Latitude, polished chrome	8	11	25	3
306211	\$ 1195	Pull-out faucet w/ remote lever Latitude, brushed nickel	8	11	25	3
306003	\$ 970	Pull-out faucet Source, polished chrome	7	15	17	4
306002	\$ 1915	Pull-out faucet Pure, polished chrome	8	15	23 1/2	4
306203	\$ 840	Pull-down bar faucet w/ remote lever Apex prep, polished chrome	7	11	25	3
306213	\$ 1090	Pull-down bar faucet w/ remote lever Apex prep, brushed nickel	7	11	25	3
306214	\$ 1005	Pull-down faucet Apex, brushed nickel	8	11	25	3
306205	\$ 900	Pull-down faucet w/ remote lever Apex, polished chrome	8	11	25	3
306215	\$ 1160	Pull-down faucet w/ remote lever Apex, brushed nickel	8	11	25	3
306202	\$ 715	Pull-down bar faucet Apex prep, polished chrome	7	11	25	3

SHIPPING

Most of our products are shipped via standard small parcel service, unless indicated otherwise on the purchase order. If you want to receive your order faster or if the delivery address is located outside the continental United States or Canada, please contact our Customer Service to check shipping charges.

Please refer to the SHIPPING COSTS ANNEX document for all valid pricing.

For any question, you may contact your local agent or our customer service.

CUSTOM-MADE - TERMS AND CONDITIONS

Custom orders terms and conditions

À la Carte sinks and Signature products are considered custom, made-to-order products. They are not returnable and as such are final sale. No further changes or cancellation will be accepted after the order goes into production.

Customer Service

Our Customer Service Department is totally committed to providing support before, during, and after purchase. If you have a question or would like to place an order, a member of our team will be happy to provide advice and assistance. Contact us Monday to Friday, 8 a.m. to 5 p.m. EST.

1 866 901-5624
customerservice@homerefinements.ca

Website

For more information about our products or to download their technical specifications, visit our website.

homerefinements.ca

EXCLUSIVE DISTINCTION

HOME
REFINEMENTS

JULIEN

1 866 901-5624
customerservice@homerefinements.ca

955, rue Lachance, Québec (Québec)
Canada G1P 2H3

homerefinements.ca

Product : HR-PRICE-LIST-EN-USD-2023-03
A-2023-03
996321080